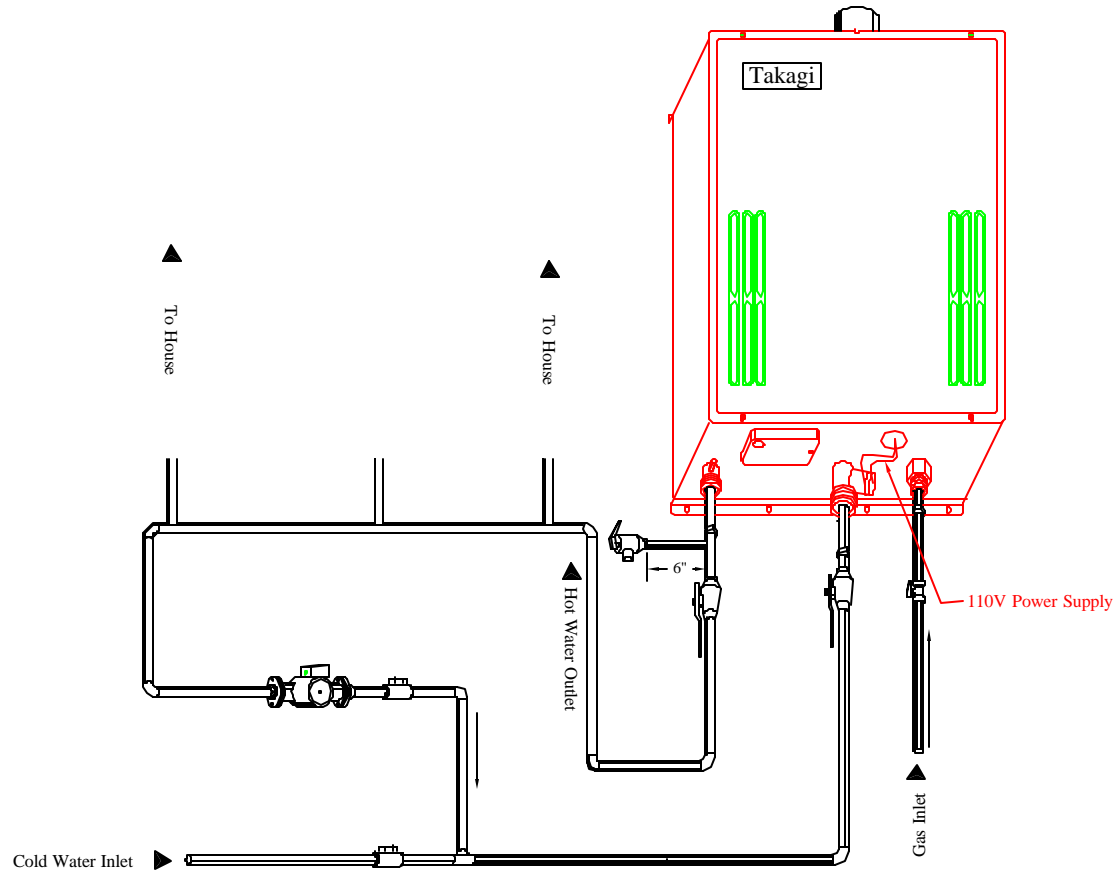


QTY	Basic Application Specs.
-----	--------------------------

1	TM-1
1	TK-TV03
1	TM-RE10 Optional
1	Recir. Pump Required







# A T-M1 with Recirculation System



## Takagi USA

3-B Goodyear  
 Irvine, CA 92618  
 Phone: (888) 882-5244  
 Fax: (949) 770-3171  
 www.Takagi-USA.com

Note: This drawing is intended as a basic guide. Local and State Codes dictate correct installation .  
 Each individual application and gas pipe diameter must be sized correctly.

	Min. Ø 3/4" Gas Shut-off Ball Valve		Pressure Only Relief Valve		Check Valves
	Water Shut-off Ball Valves		Unions		Recirculation Pump Min. 1/12 Hp