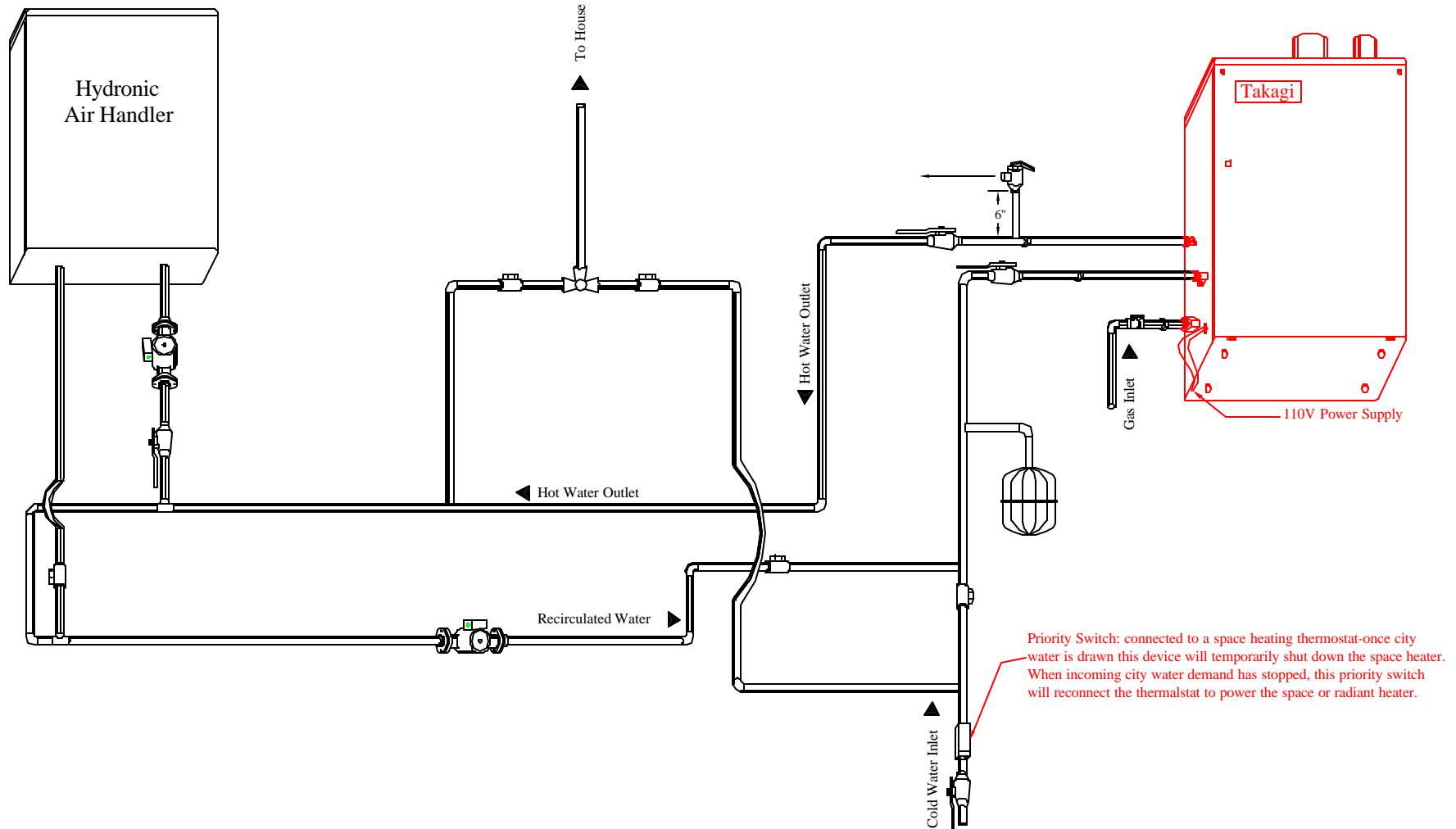


A T-KD20 System for Hydronic Heating and Domestic









QTY	Basic Application Specs.
1	T-KD20
1	TK-TV03
1	TK-RE01 Optional
1	Recir. Pump Required



Takagi USA

3-B Goodyear
 Irvine, CA 92618
 Phone: (888) 882-5244
 Fax: (949) 770-3171
 www.Takagi-USA.com

Note: This drawing is intended as a basic guide. Local and State Codes dictate correct installation. Each individual application, gas pipe diameter, pump size, and expansion tank must be sized correctly.

	Min. Ø 3/4" Gas Shut-off Ball Valve		Pressure Only Relief Valve		Recirculation Pump Min. 1/12 Hp		Mixing Valve
	Water Shut-off Ball Valves		Unions		Check Valves		Priority Switch